

NOTES: UNLESS OTHERWISE SPECIFIED

- 1

MAX. CABLE LENGTH: 328 FEET FOR 120VAC. MINIMUM CABLE LENGTH IS 2 FEET.
- 2

INSTALL SHRINK TUBING OVER SPLICED SOLDER JOINTS AS SHOWN IN DETAILS B & D.
- 3

FOR CABLE LENGTHS GREATER THAN 10 FEET: STRIP OUTER JACKET OF CABLE BUNDLE BACK 6 FEET.
FOR CABLE LENGTHS LESS THAN 10 FEET: STRIP OUTER JACKET OF CABLE 1/2 OF SPECIFIED LENGTH.
FOR ALL CABLE S TERMINATE WIRES AS INDICATED BY SCHEMATIC.
- 4

STRIP OUTER JACKET BACK 6" ±.5". STRIP INDIVIDUAL CONDUCTORS .25"±.05" AND TIN WIRE AS REQUIRED BY SCHEMATIC. UNUSED WIRE TO BE CUT FLUSH WITH OUTER JACKET AND COVERED BY HEAT SHRINK IF REQUIRED. SEE DETAIL A.
- 5

TERMINATE COAX PER DETAIL C.
- 6

INSTALL CONNECTORS PER MFR. INSTRUCTIONS.
- 7

IDENTIFY WITH NOMENCLATURE INDICATED APPROX. WHERE SHOWN.
- 8

LABEL CABLE, APPROX. WHERE SHOWN, PER MM-108. AT MINIMUM, LABEL TO INCLUDE:
- CABLE NUMBER (CAXXXY), DRAWING REV.
- SALES ORDER AND LINE NUMBER (SO XXXXXXX-XXY) TO BE PROVIDED BY COHUHD WITH PURCHASE ORDER.
- CABLE LENGTH (XXX FT)
EXAMPLE: CA252B REV P
SO 1234567-12A
180 FT
- 9

UNUSED WIRE TO BE CUT FLUSH W/OUTER JACKET AND COVERED BY HEAT SHRINK.
- 10

POT MAIN CONNECTOR PER MM-81.
- 11

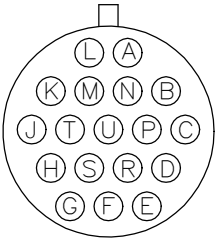
TERMINATE TWO PARALLEL CONDUCTORS INTO A SINGLE CONDUCTOR AS SHOWN.
- 12

DO NOT INSTALL THE STRAIN RELIEF CLAMP PARTS PROVIDED WITH THE CONNECTOR.
- 13

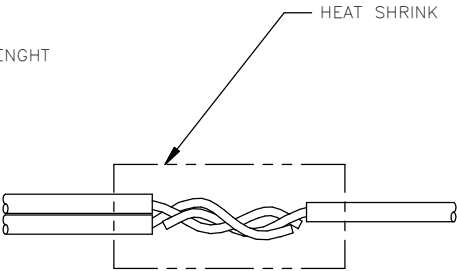
DO NOT STRIP JACKET OR PREP THIS END.
14.

MUST BE ROHS COMPLIANT. USE Pb FREE SOLDER.

REVISIONS				
ZONE	REV.	DESCRIPTION	DATE	APPROVED
	A	INITIAL RELEASE ECO 032148	10/21/2015 RDL	RDL
	B	SH2 THRU SH9: ADDED ADDED POTTING SLEEVE 1310216-013. ECO 032222	10/30/2015 MN	MN
	C	CHANGE I/O SIGNAL NAMES ECO 032489	1/9/2017 RDL	RDL



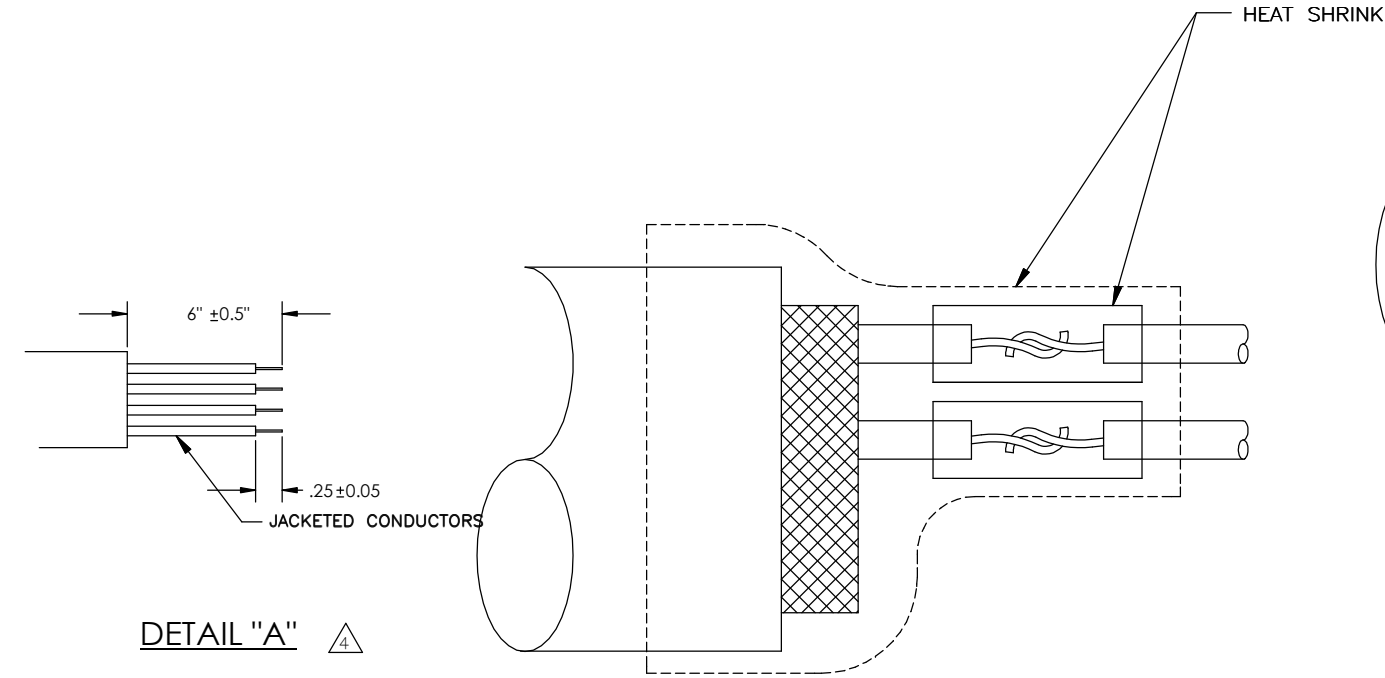
1310230-111
**VIEWED FROM
WIRING END**



DETAIL "D"

11

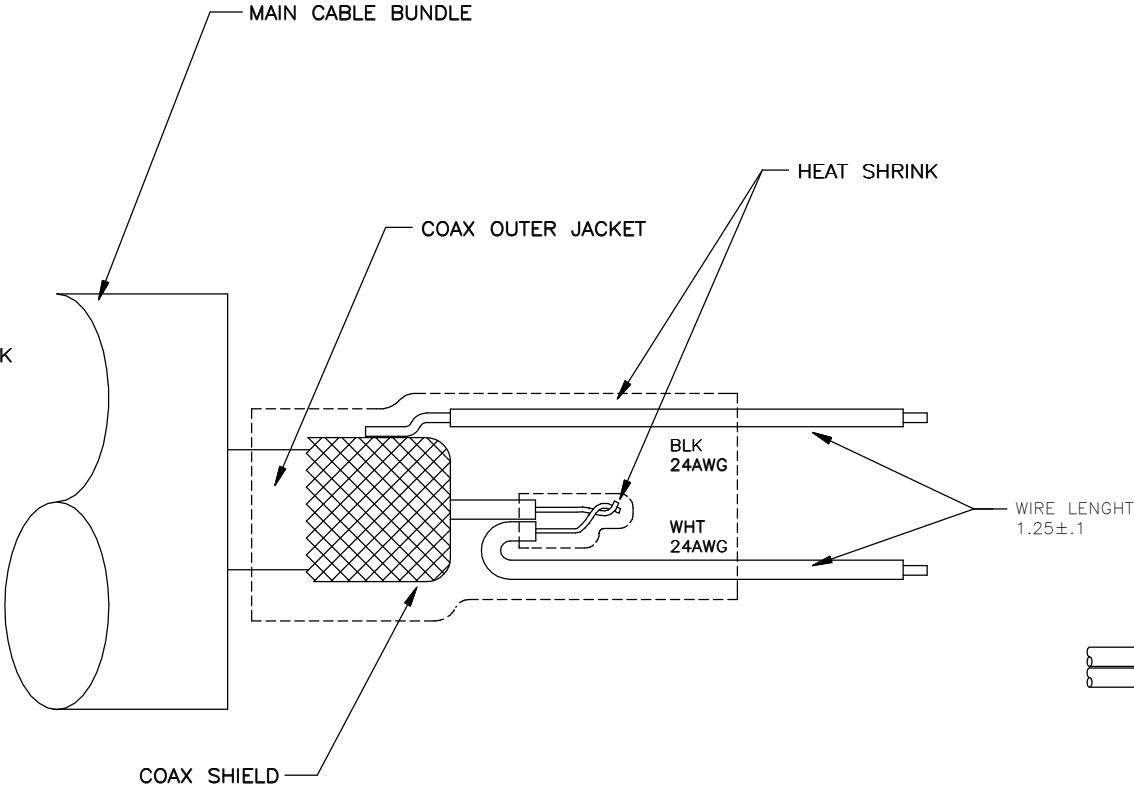
PARALLEL TERMINATION



DETAIL "A"

4

WIRE TERMINATION



DETAIL "C"

5

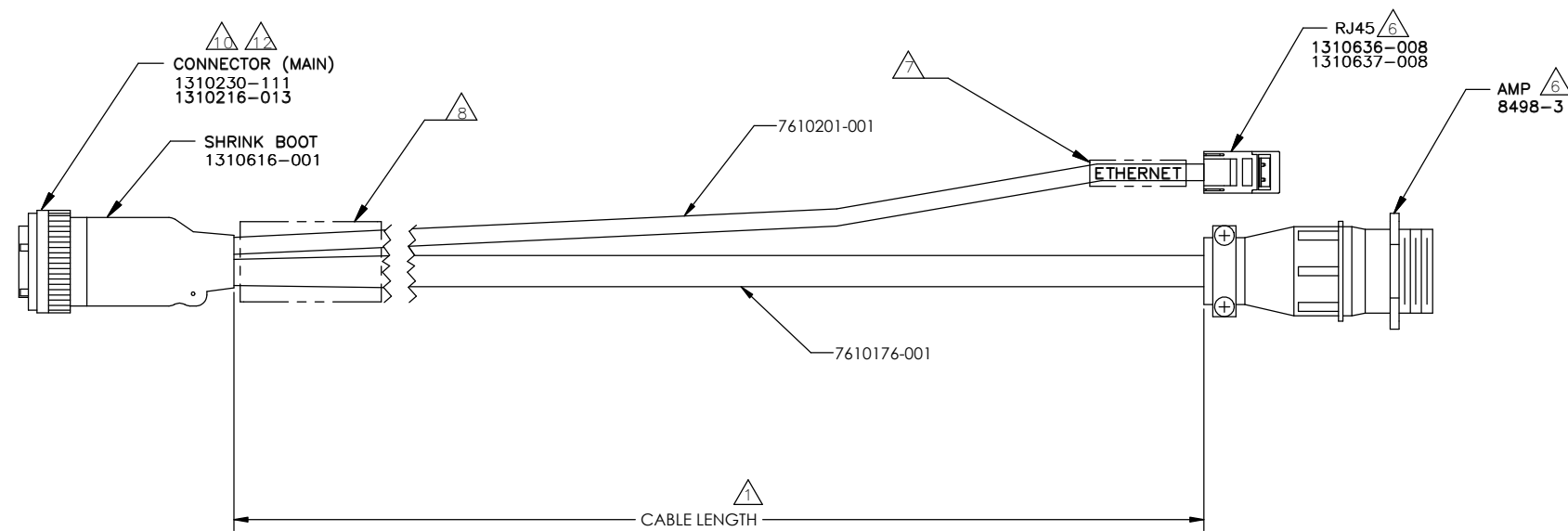
COAX TERMINATION

				UNLESS OTHERWISE SPECIFIED DIMENSIONS ARE IN INCHES DIMENSIONS IN () ARE METRIC (mm)			DRAFTER GE 07-24-2015		COHU HD COSTAR™			
				TOLERANCES ARE			CHECKER					
				INCHES MILLIMETERS ANGLES			APPD					
				.00 ±.01 (0.0) ± 0.25 ±0°30'			APPD					
				.000 ±.005 (0.00) ± 0.13			RELEASE		CABLE ASSEMBLY 4267			
				FINE TOLERANCES								
				INCHES MILLIMETERS								
				.013 THRU +.004 (0.40) THRU +.10 (3.20) -.02								
				.125 THRU +.005 (0.21) THRU +.13 (6.35) -.02			DO NOT SCALE DRAWING					
				.251 THRU +.006 (6.36) THRU +.16 (12.70) -.02								
				.501 THRU +.008 (12.71) THRU +.20 (20.0) -.02								
				.750 THRU +.001								
				MATERIAL NOTED					SIZE D	CODE IDENT NO. 7DJ89	7411277	REV C
				FINISH NOTED					SCALE: 1:1		SHEET 1 OF 9	

DETAIL "B"

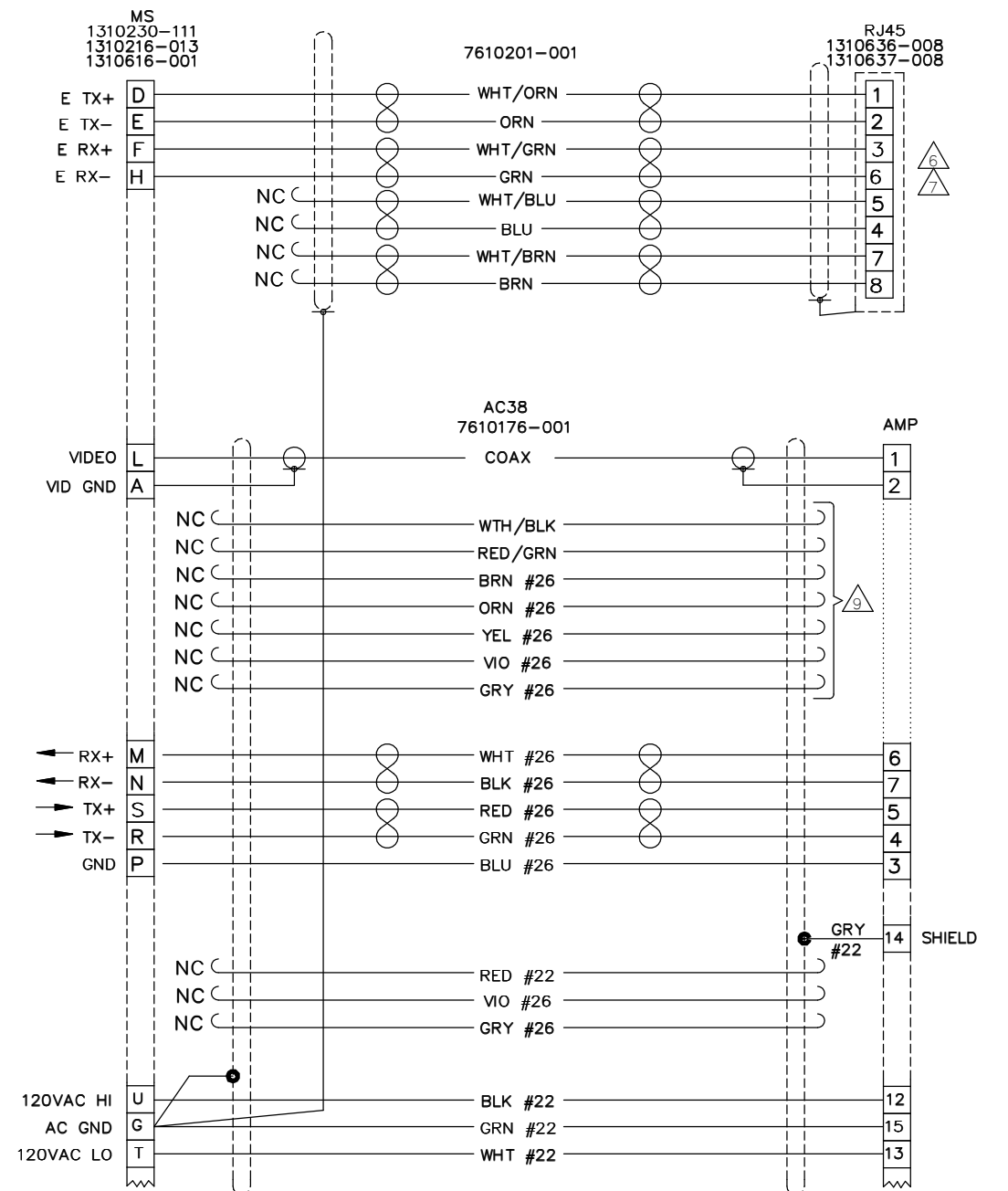
2

PIGTAIL SPLICE

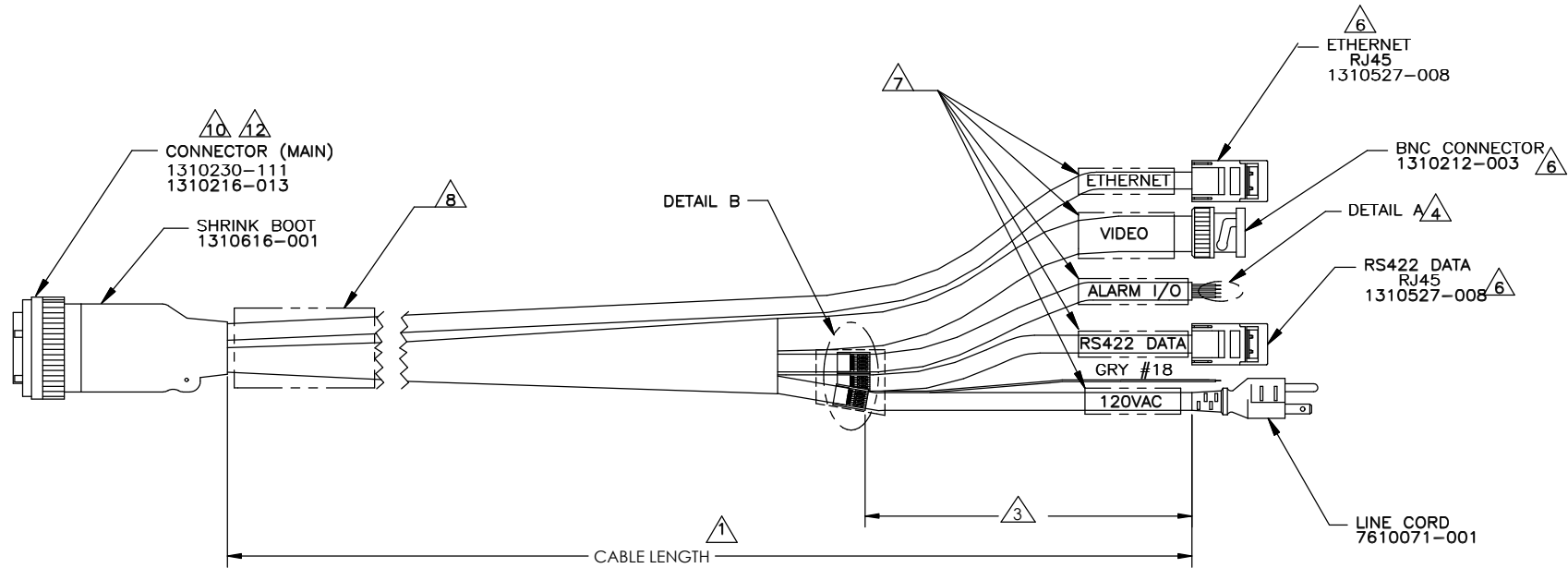


CA277H

CA 277	CONNECTOR (MAIN)	ACCESSORY	ACCESSORY	CONNECTOR RJ45	RJ45 BOOT	CONNECTOR (AMP)	ACCESSORY	ACCESSORY
H	1310230-111	1310216-013	1310616-001	1310636-008	1310637-008	1310306-010	1310307-103 (CLAMP)	1310308-001 (6 CONTACTS) (1,2,12,13,14,15) 1310308-007 (5 CONTACTS) (3,4,5,6,7)

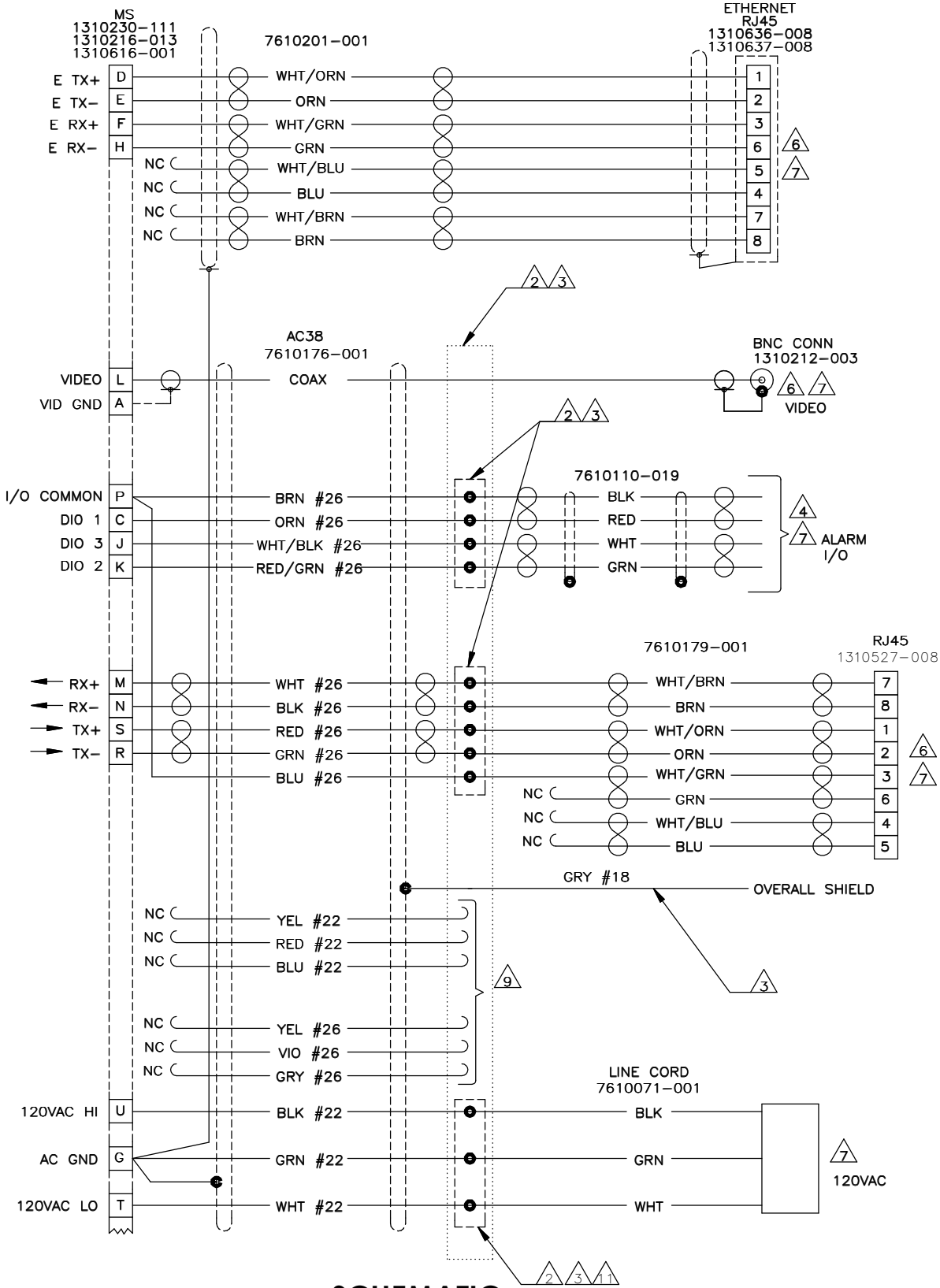


SCHEMATIC



CA277M

CA 277	CONNECTOR (MAIN)	ACCESSORY	ACCESSORY	CONNECTOR (BNC)	CONNECTOR RJ45	CONNECTOR RJ45	LINE CORD
M	1310230-111	1310216-013	1310616-001	1310212-003	1310527-008	1310636-008 1310637-008	7610071-001



SCHEMATIC

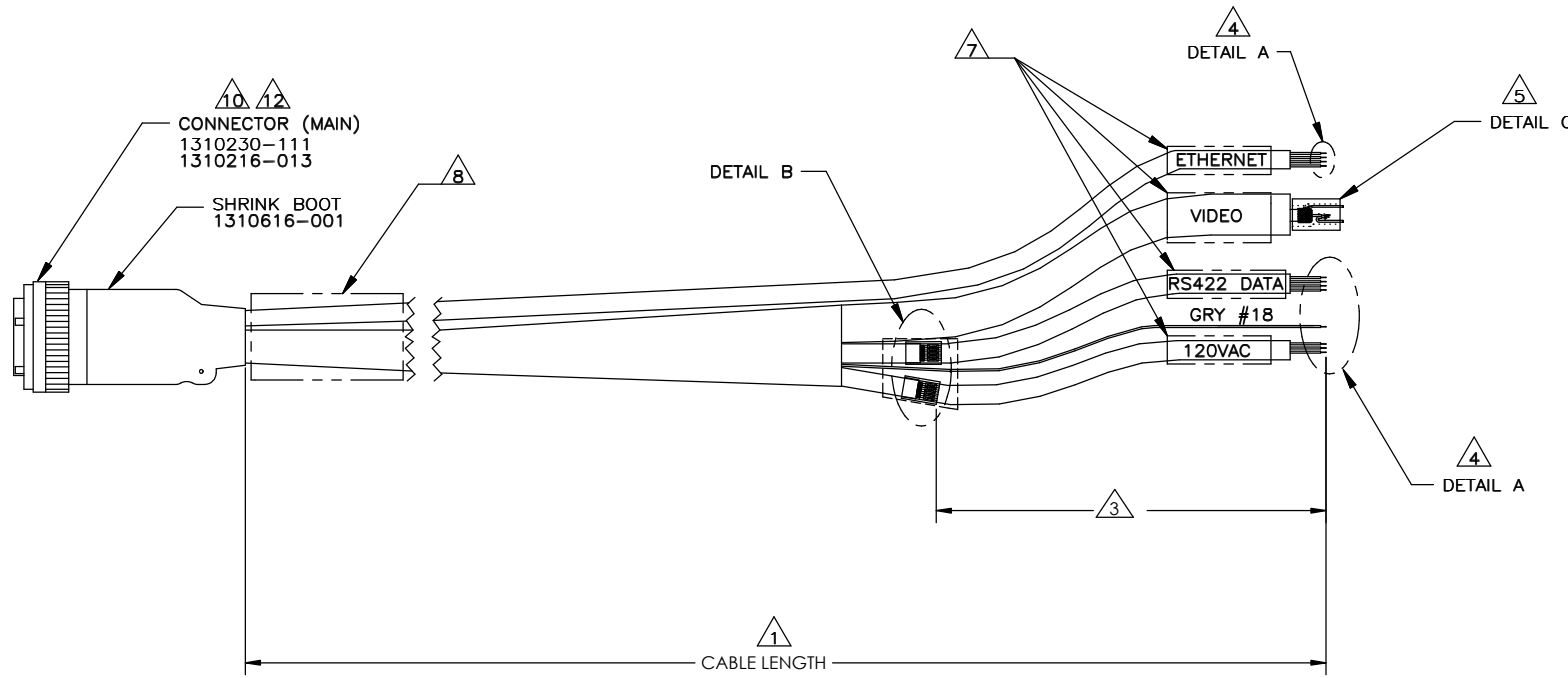
COHU HD|COSTAR

CABLE ASSEMBLY
4267

SIZE	CODE IDENT NO.	REV
D	7DJ89	C

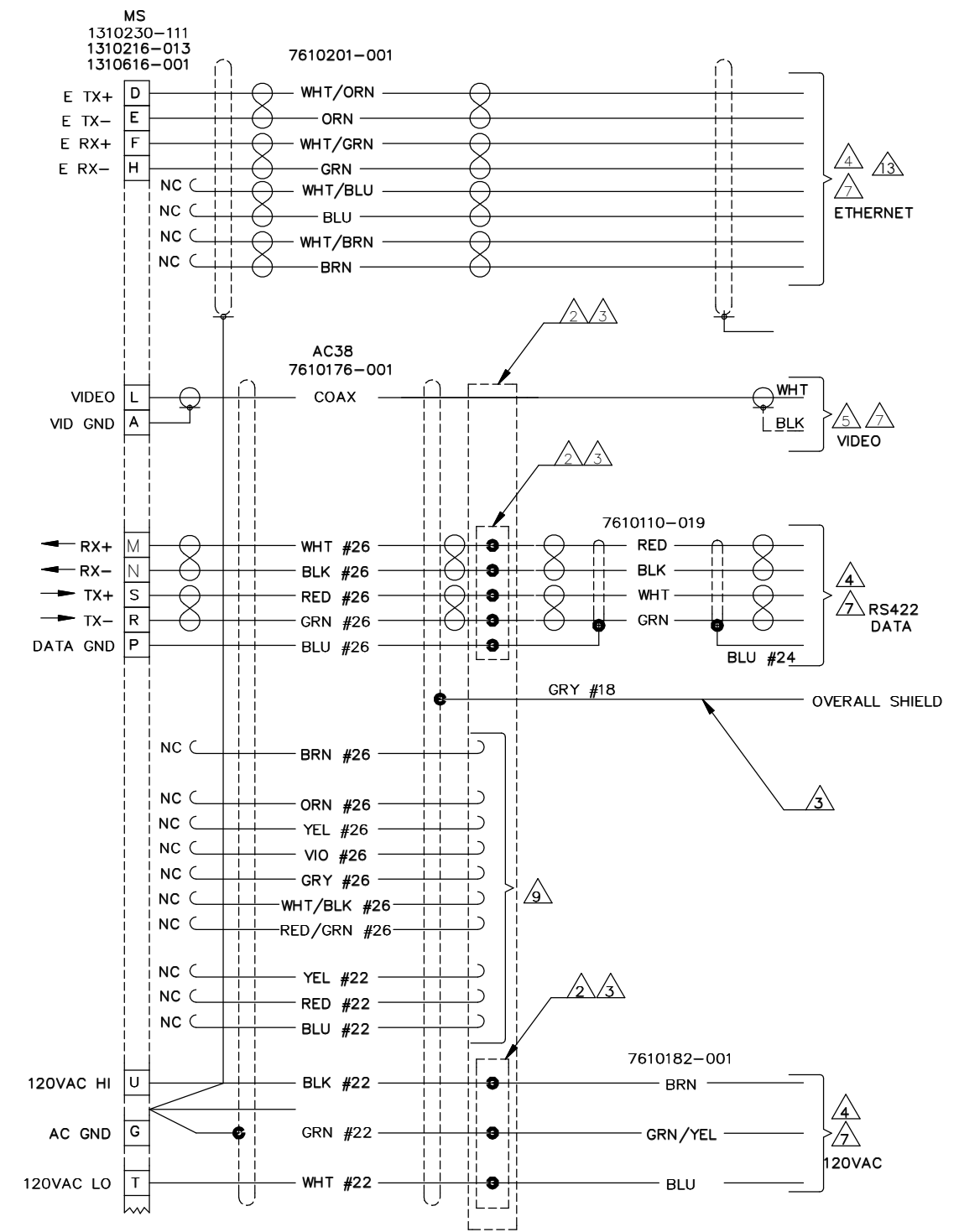
7411277

SCALE: 1:1	SHEET 4 OF 9
------------	--------------



CA277P

CA 277	CONNECTOR (MAIN)	ACCESSORY	ACCESSORY
P	1310230-111	1310216-013	1310616-001



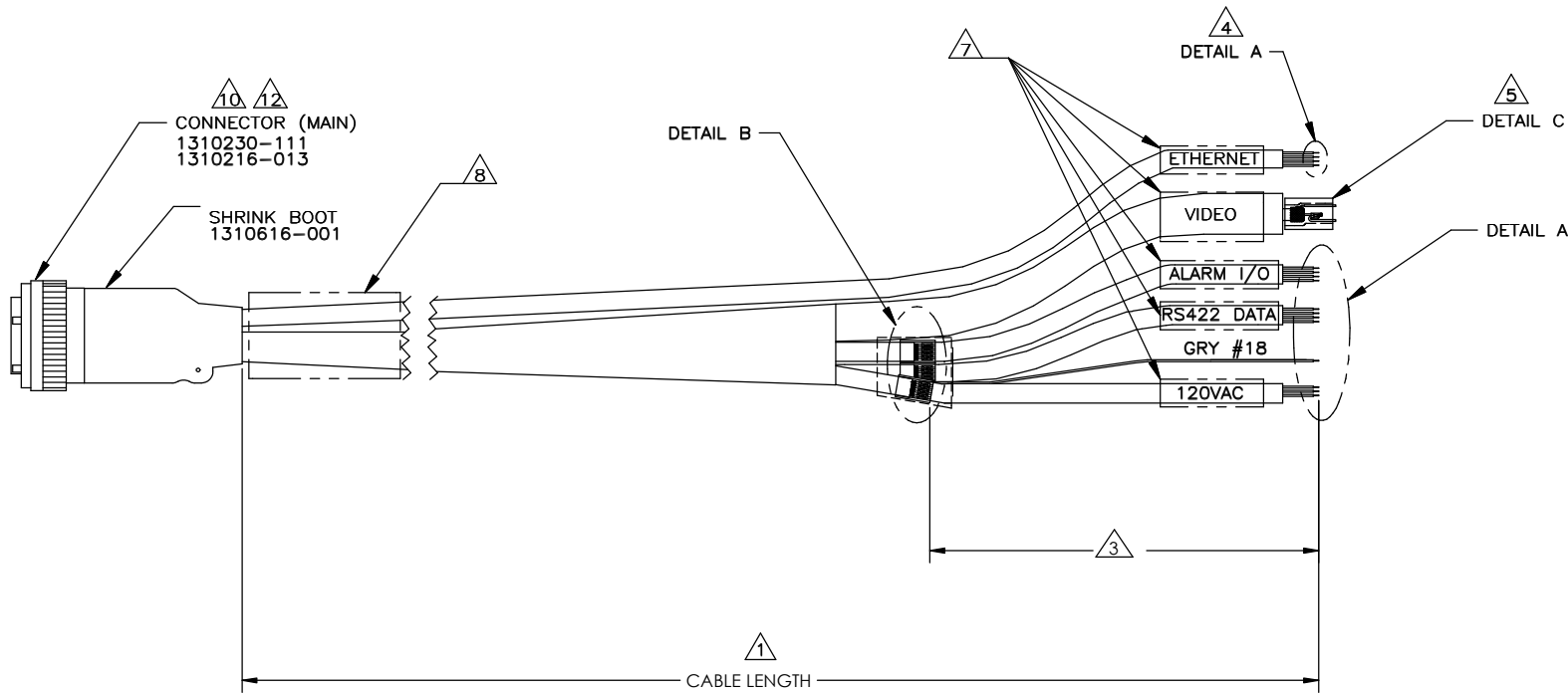
SCHEMATIC

COHU

HD|COSTAR

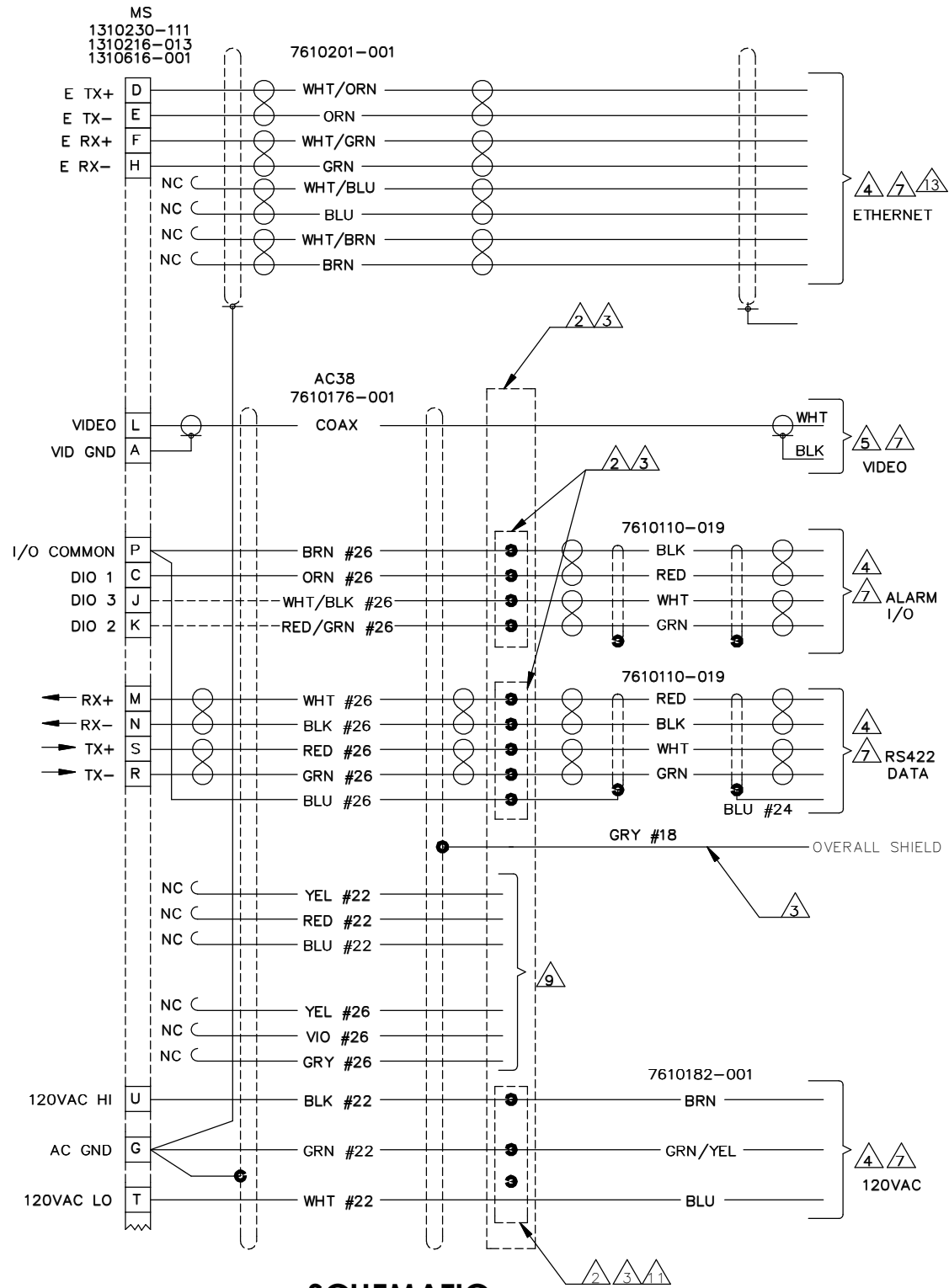
CABLE ASSEMBLY
4267

SIZE D	CODE IDENT NO. 7DJ89	7411277	REV C
SCALE: 1:1		SHEET 5 OF 9	



CA277R

CA 277	CONNECTOR (MAIN)	ACCESSORY	ACCESSORY
R	1310230-111	1310216-013	1310616-001

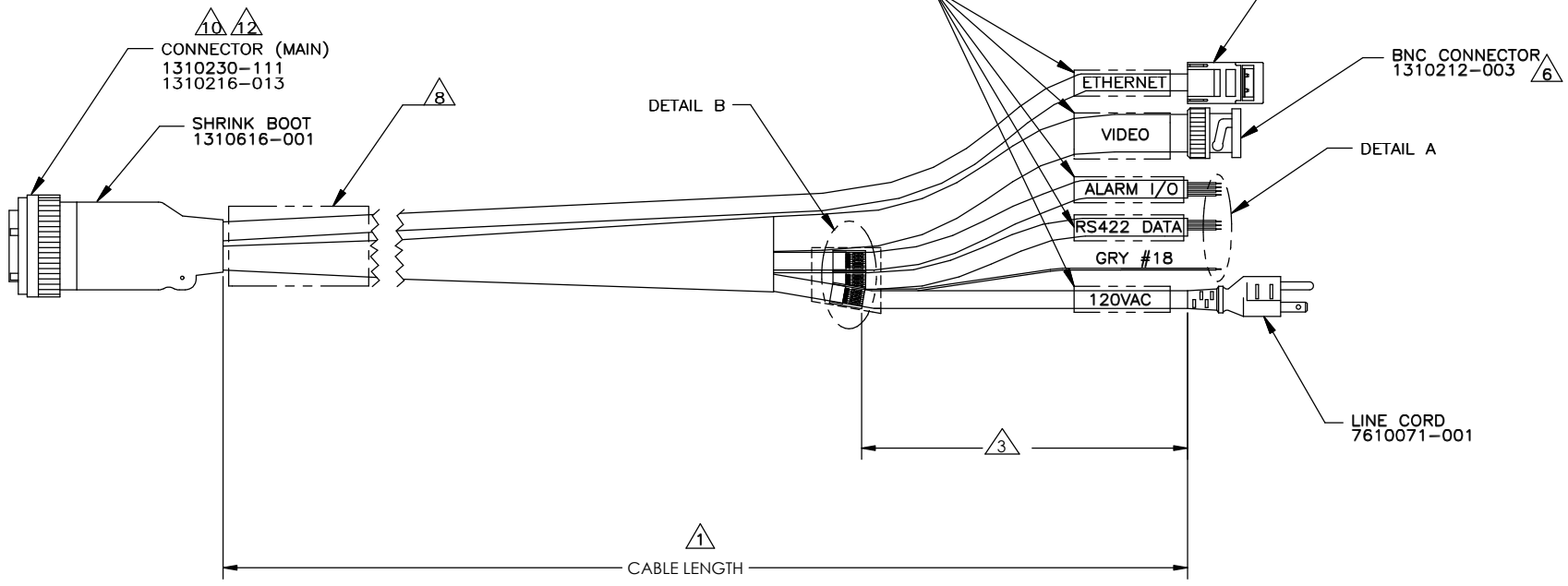


SCHEMATIC

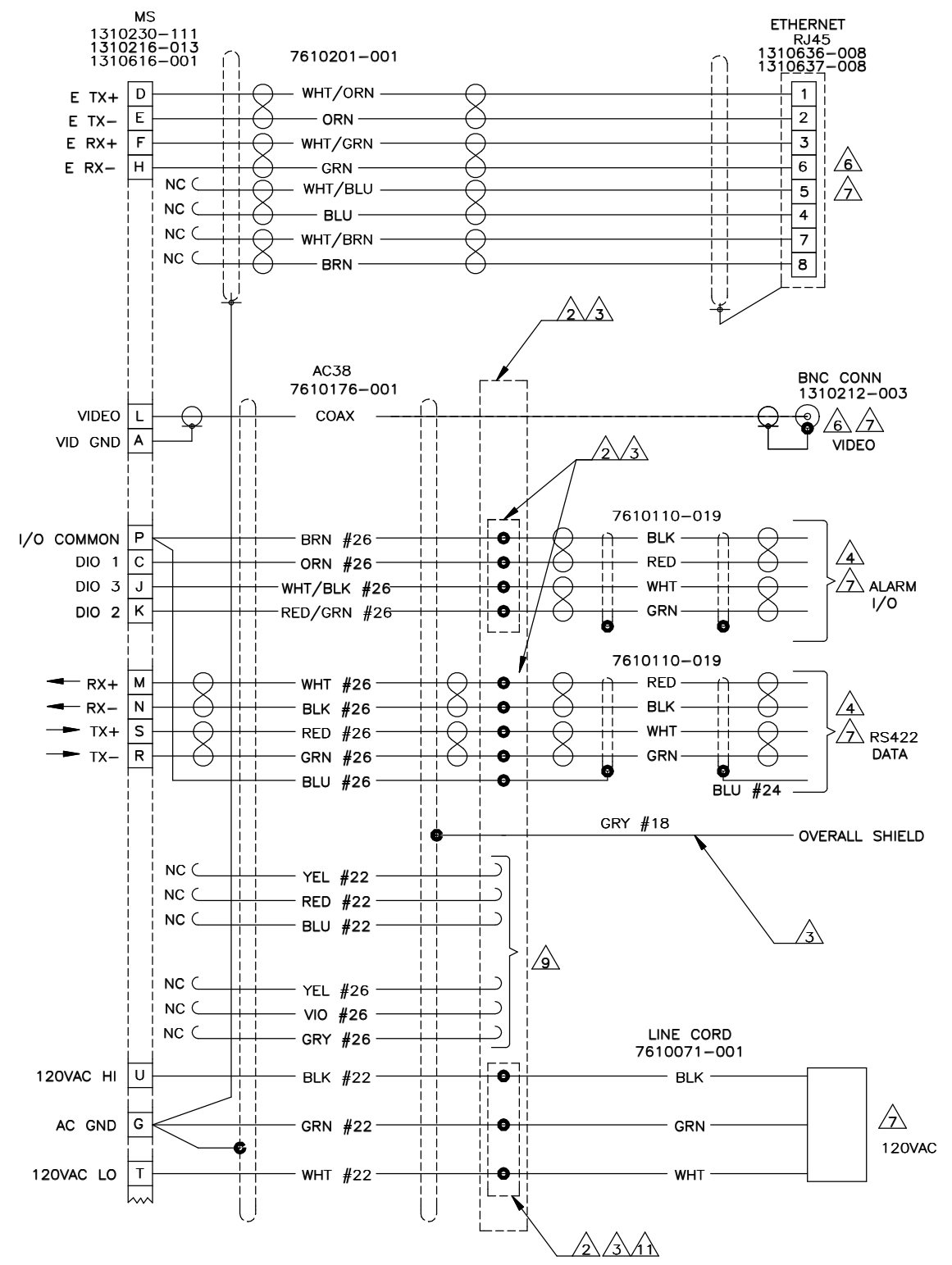
COHU
HD|COSTAR

CABLE ASSEMBLY
4267

SIZE D	CODE IDENT NO. 7DJ89	REV C
SCALE: 1:1		SHEET 7 OF 9



CA 277	CONNECTOR (MAIN)	ACCESSORY	ACCESSORY	CONNECTOR /BOOT RJ45	CONNECTOR (BNC)	LINE CORD
S	1310230-111	1310216-013	1310616-001	1310636-008 1310637-008	1310212-003	7610071-001



SCHEMATIC

COHU
HD|COSTAR

CABLE ASSEMBLY
4267

SIZE	CODE IDENT NO.	REV
D	7DJ89	C

SCALE: 1:1

SHEET 8 OF 9

